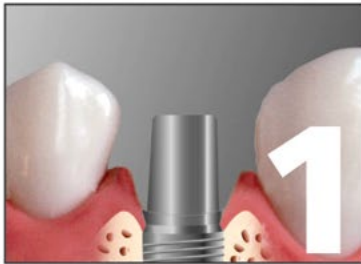




## Implantlink – Quick Info Sheet

# implantlink<sup>®</sup> semi



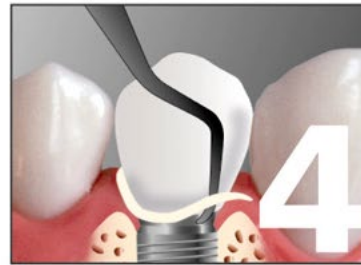
Clean and dry the abutment and restoration



Apply a thin layer of implantlink<sup>®</sup> semi



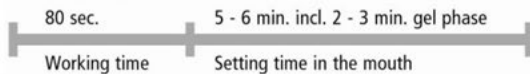
Position restoration and fix it until start of gel phase (approx. 2-3 min.)



Remove any excess material during gel phase, before complete setting

Setting of the gel phase resp. setting time can be speeded by light curing.

### Autopolymerisation:



### Light curing:

